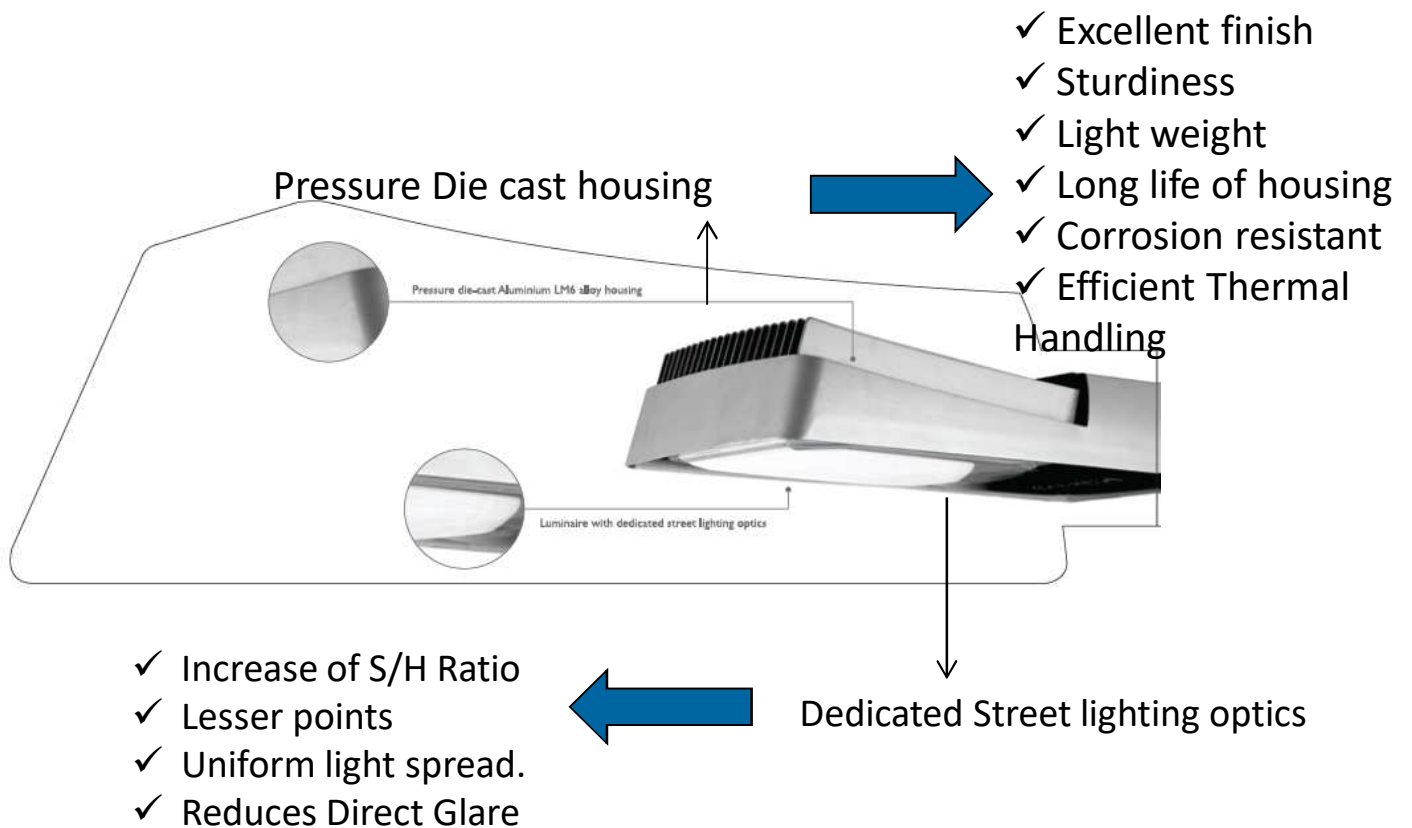


Greenline Xtra



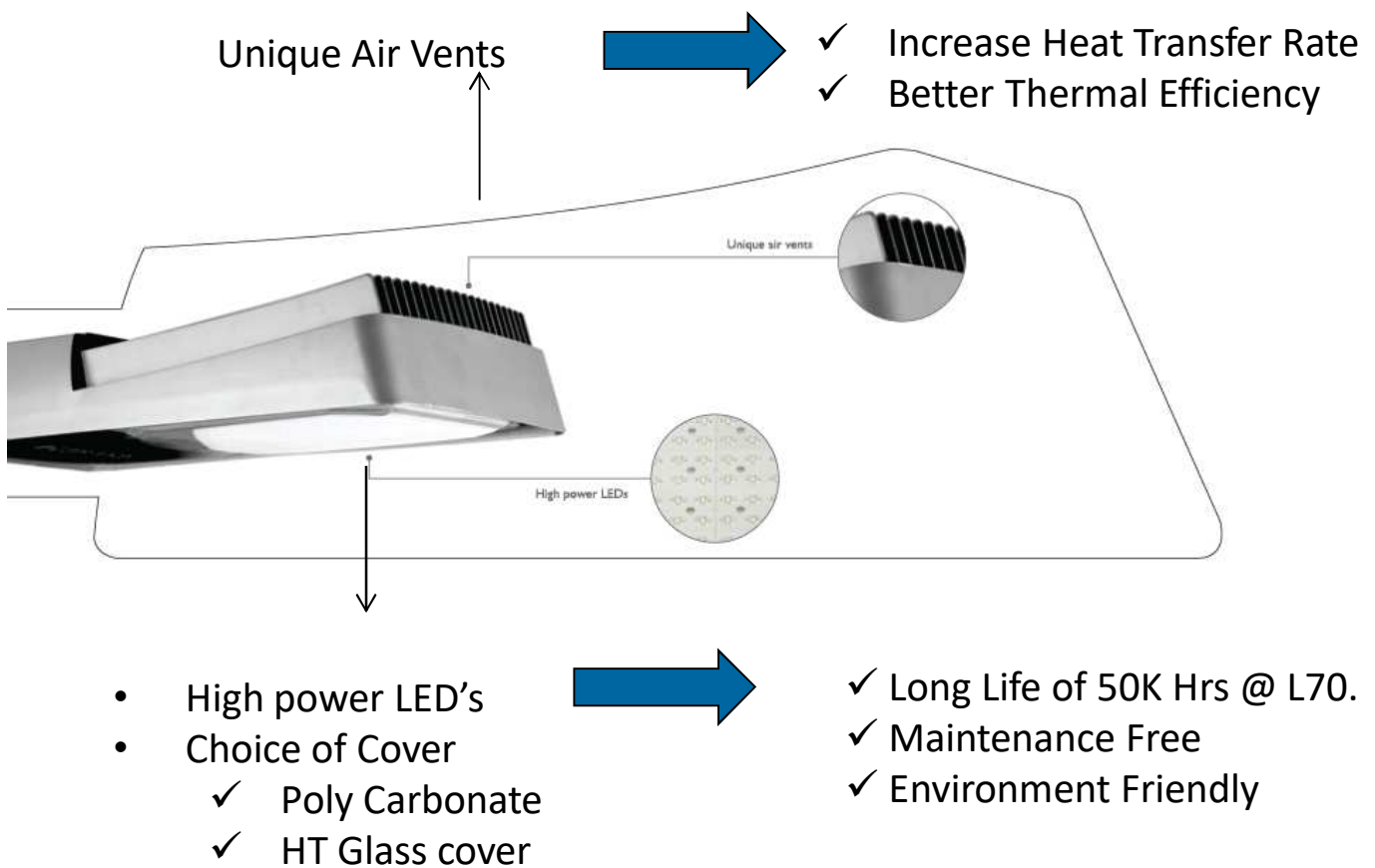
Greenline Xtra

Features / Benefits




Greenline Xtra

Features / Benefits



Greenline Xtra

Features / Benefits



Separate access to driver without disturbing led compartment, ensure IP protection to LED for life

PHILIPS

Greenline Xtra : Summary



Target Group:

- Corporations, DA's, SEZ, Builders, Architects / M & E Consultants / Industries

Applications:

- All types of roads upto A1 category
- Parking lots
- Public spaces – Airports / Railways

USP/Differentiator

- *LED Substitute upto 250w HPI-T/ Son solution for A1 category road*
- *Lumen / watt : 100 lm / W*
- Choice of optical cover
 - ✓ Poly Carbonate
 - ✓ HT Clear Glass

Specifications

- *Led Based*
- *Pressure Die Cast Al Housing with precise optics for excellent road distribution*
- *Lumen Pack : 10000 - 21000 lm*
- *System wattage : 100W - 210w*
- *Efficacy : 100 lm / W*
- *Life L70, 50k Hrs*
- *Color temp : cool white (> 5500 Deg K)*
- *IP 66, Class I*

PHILIPS

Compliance



✓ IS 10322

(Part 5/sec 1) -1985

✓ Class I

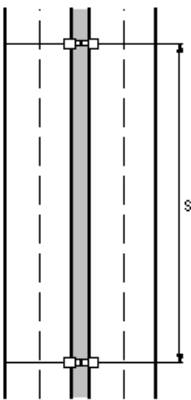
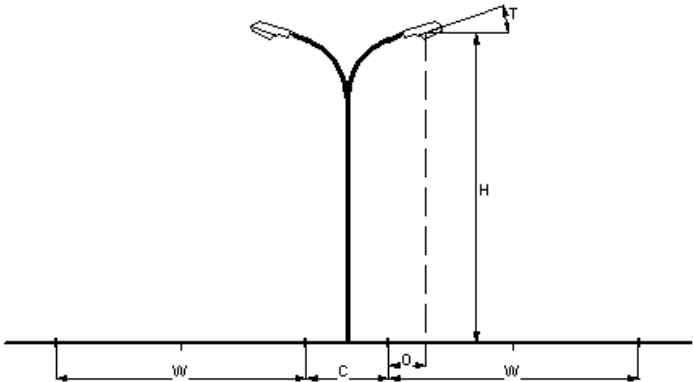
✓ IP 66

✓ Design Registration Applied

Greenline Xtra : Design for City Roads

2.1 Main Road

Luminaire Type	:	BRP322 64LED CW 125 FG S1 PSU
Lamp Type	:	1 * LED
Lamp Flux	:	12522 lumen
Tilt90 (T)	:	5.0 deg
Grid Method	:	CEN Illuminance
Project Maintenance Factor	:	0.80



Carriageway	:	Dual Carriageway
Central Reserve (C)	:	1.00 m
Road Width (W)	:	9.00 m
Number of Lanes	:	2
Reflection Table	:	CIE N1
QO of Table	:	0.100
Maintenance Factor	:	0.80
Installation	:	Twin Central
Height (H)	:	9.00 m
Spacing (S)	:	30.00 m
Overhang (O)	:	1.00 m

Overall quality figures for the above road scheme.

Horizontal Illuminance		
Average	=	30.9 lux
Minimum/Maximum	=	0.36
Minimum/Average	=	0.52



Greenline Xtra : Ordering codes

12NC	Description	Lumen
919515810099	BRP322 48LED CW 90 PC S1 PSU	9000
919515810097	BRP322 48LED CW 71 PC S1 PSU	7100
919515810098	BRP322 48LED CW 95 FG S1 PSU	9500
919515810096	BRP322 48LED CW 75 FG S1 PSU	7500
919515810103	BRP322 64LED CW 118 PC S1 PSU	11800
919515810102	BRP322 64LED CW 125 FG S1 PSU	12500
919515810101	BRP322 64LED CW 95 PC S1 PSU	9500
919515810155	BRP322 64LED CW 100 FG S1 PSU	10000

Check for updated 12NC before ordering

BRP 322 48LED CW 100 XX S1 PSU

Nominal Lumens : 100 x 100 = 10000 lm

FG : HT Flat Glass
PC : Poly carbonate cover

PHILIPS